


SUPERFORMANCE GT40

Parking Brake Conversion

Part 3 of 3

Stock Drum Brake



Mechanical Brake Caliper

Disclaimer

Note:

The following work is performed on the brake system of my car. All the work was performed with needed accuracy and discipline! Materials have been carefully chosen, bolt torque was applied according to specification.

The entire setup worked well on my car. There is no guarantee that the same setup fits and/or works on any other car.

Caution:


The force to actuate the mechanical caliper compared to the stock drum brake is significantly higher! The function of the parking brake is given.

I might investigate that topic in the future.


Rick Muck- Mark IV: „Keep in mind that a mechanical parking brake on a disc caliper requires a LOT of force to actuate. The SPF system may not be capable of the leverage needed to work.....“

<http://www.gt40s.com/forum/superformance-gt40s/29277-show-me-your-emergency-hand-brake-calipers.html#post269623>


Ready for assembly after cleaning all the interfaces



Attach the adapter plate onto upright



- I used M10x30mm, Grade 10.9, purchased from VW, sorry don't have the part#)
- No Helicoil in the adapterplate but Loctite
- I did not use the threads in the upright > this way I can remove the adapter plate without removing the brake disk



Put on brake disk



Bolt on hand brake caliper with Porsche part# > per side:

- 1 x 900 378 264 09 Hex M 10x77 grade 10.9
- 1 x 900 067 406 09 Hex socket head cap M8 x 62 grade 10.9

The P-Parts are f-expensive but they are the correct bolts



Here we go!!! 😊 almost

Modell	Jahr	HG	UG	Bildtafel	Einschränkung	UPD	14:39	12.01.2010	PORSCHE	PET	PORSCHE
GT	2006	6	03	603-05		247					

						Pos	Teilenummer	Benennung	Bemerkung	St	Modellangabe
						1	980 352 995 00	Festsattel für Handbremse		1	
						(1)	980 352 996 00	Festsattel ohne Belag	/L	1	
						2	980 352 949 02	Reparatursatz bestehend aus: Bremsbelag mitverwenden: Befestigungsteile	/R	1	
						3	980 352 915 00	Reparatursatz bestehend aus: Haltestift Feder Sicherungsfeder		1	
						(3)	980 352 916 00	Reparatursatz bestehend aus: Haltestift Feder Sicherungsfeder	/L	1	
						4	900 378 264 09	Sechskantschraube AM 10 X 77		2	
						5	900 067 406 09	Zylinderschraube M 8 X 62		2	

et_bil.frm

Seite: 001

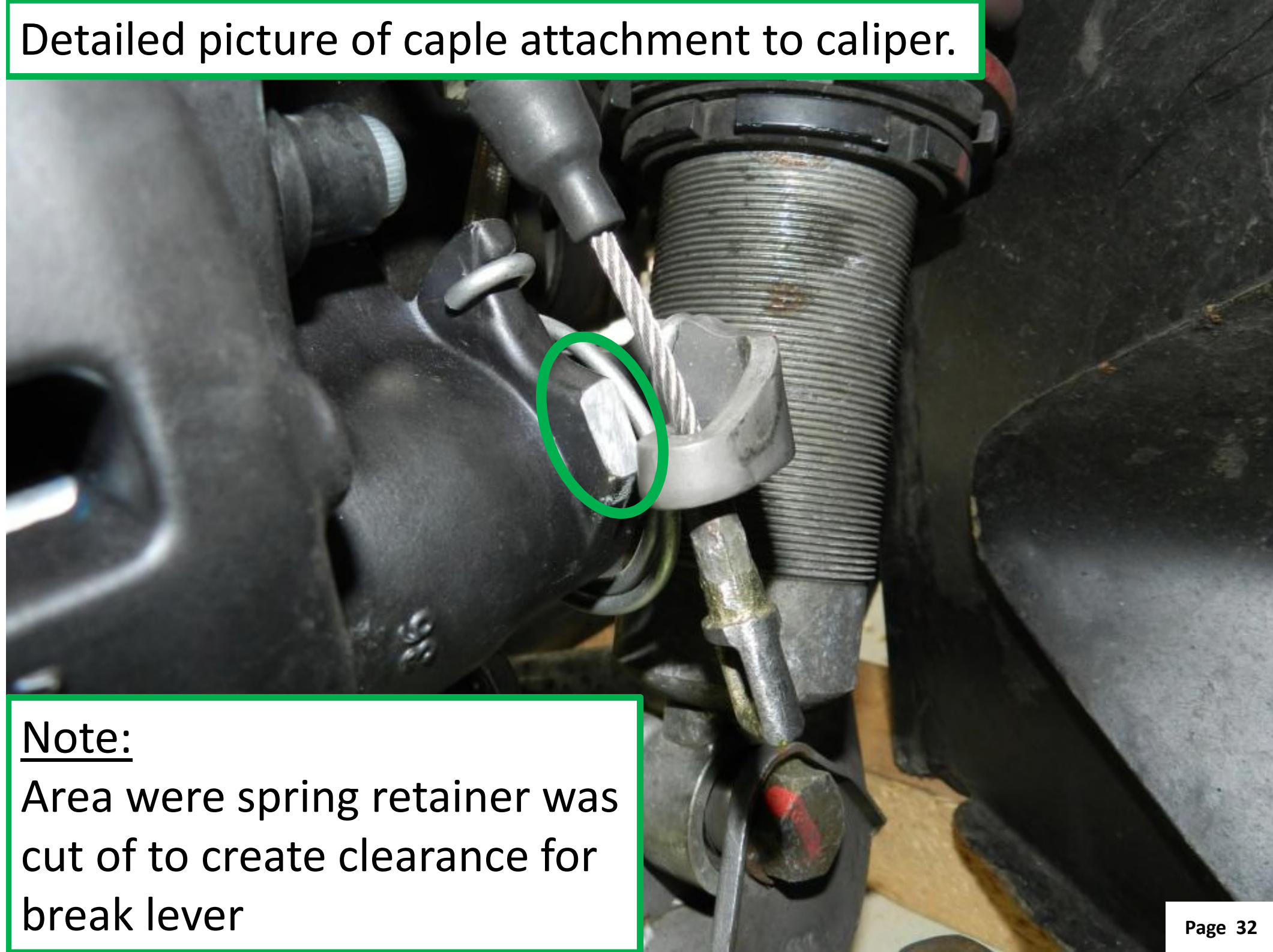
KAT 25

4	900 378 264 09	Sechskantschraube AM 10 X 77		2	
5	900 067 406 09	Zylinderschraube M 8 X 62		2	

- The position of caliper was carefully chosen >
- Clearance to upright, clearance to be able to bolt everything together
- Most important useage of original hand brake cable > length and position to attach to brake caliper



Detailed picture of caple attachment to caliper.



Note:

Area where spring retainer was cut off to create clearance for break lever

Detailed picture of caple attachment to caliper.



Detailed picture of caple attachment to caliper.



Detailed picture of caple attachment to caliper.

