



Welcome

GraemeS. [Logout]

[Entrance](#) · [My Home](#) · [Main Index](#) · [Search](#) · [Active Topics](#)
[Who's Online](#) · [FAQ](#) · [User List](#) · [Calendar](#) · [Donations](#) · [Mark All Read](#)

and More !
See our Newest
Factory Five Roadster !
Visit our **NEW** website !



GT40 Technical Forums >> [Tech - Engines & Drivetrains](#)

◀ Previous

▲ Index

▶ Next

📁 Threaded

Pages: 1

cossiemetro

One Tenth



Reged: Apr 10 2004
Posts: 28
Loc: essex

📖 **setting up a cable gear linkage????????????**

#55721 - Fri Apr 08 2005
11:21 AM [Attachment](#) (9 downloads)

✎ Edit


✎ Reply

🗉 Quote

✎ Quick Reply

HELP HELP


anybody got any tips or an old set of instructions for setting up a cable linkage i have a lotus espiro gear lever with a GT40 kitcar cables and mechanism that fits a renauld UN1 TRANSAXLE how do i set it up???its for a rear engined metro(yer i know)



Post Extras:    

cossiometro

One Tenth

 **Re: setting up a cable gear linkage????????????**

[Re: [cossiometro](#)]

#55722 - Fri Apr 08 2005

11:22 AM [Attachment](#) (8 downloads)



Edit



Reply



Quote



Quick Reply



Reged: Apr 10 2004

Posts: 28

Loc: essex


this is another one this has been the worst part of building this car and has really put my build back a lot as i seemed to have lost heart



Post Extras:    

cossiometro

One Tenth

 **Re: setting up a cable gear linkage?????????????**

[Re: [cossiometro](#)]

#55723 - Fri Apr 08 2005

11:28 AM [Attachment](#) (8 downloads)



Edit



Reply



Quote



Quick Reply




Reged: Apr 10 2004

Posts: 28

Loc: essex


this is of the lotus esprit gear lever if anybody needs anymore info please mail me on ajrowen1@v21.me.uk




Post Extras:    

40bud

Five Tenths- An Old Hand




Reged: Nov 29 2001
Posts: 414
Loc: Livermore CA

 **Re: setting up a cable gear linkage???????????????**
[Re: [cossiemetro](#)]

#55732 - Fri Apr 08 2005
01:42 PM

 Edit

 Reply

 Quote

 Quick Reply


Cossiemetro, you have mail.

Post Extras:    

Paul Thompson

Seven Tenths




 **Re: setting up a cable gear linkage???????????????**
[Re: [cossiemetro](#)]

#55733 - Fri Apr 08 2005
02:18 PM Attachment (7
downloads)

 Edit

 Reply

 Quote

 Quick Reply

Reged: Aug 15 2002

Posts: 751

Loc: Milland, West
Sussex

Hi Tony -
re your cable shift - the photos below might help (i hope).

The top picture shows your box with the shift pattern in relation to the cross shaft. That is, if you push the shaft in (i.e. to the right) you move it towards 1&2 and pushing it fully into box, moves it to Reverse but not enagaged at any point.

The shaft is sprung I think to 3/4 so pulling it out, or moving cross shaft to left will move towards 5th, again not engaged.

From any position, rotating the shaft (see lower pic) will actually engage the gears. 1/3/5 are engaged by rotating anti-clockwise and R/2/4 by rotating clockwise. (looking at end of shaft - i.e. as per lower pic)

When Dave set his up on the R42, he put gear lever in N between 3rd and 4th, then adjusted linkages till they connected. Everything just worked! (lucky him)....


One thing I notice though is the short rod that connects to point 'C' is behind the cross-shaft on your set-up, but is in-front of the same shaft on Dave's. This determines whether the shaft moves in or out as you waggle the lever at the front, so if you get it wrong, it will at least affect your shift pattern across the box. His cables do NOT cross over front to rear as I recall.

Finally, moving the pivot point 'C' toward the selector 'turret' (i.e. fitting it to the hole visible nearer the post) will increase the cross movement at rear and hence the gearlever at front will need to be moved less, left or right to cross the box.

Hope I have not made it all as clear as mud....

Let us know how you get on and when you start competing, let us also - I for one would like to see it in action!. 😊

(ps - forgot why I labelled the rods A and B - lets call it 'just in case!')



Paul Thompson
(2nd driver of Mk1 GTD, Alloy 347, Kinsler, Motec)

Post Extras:    

cossiometro

One Tenth



Reged: Apr 10 2004
Posts: 28
Loc: essex

Re: setting up a cable gear linkage????????????

[Re: Paul Thompson]

#55741 - Fri Apr 08 2005
03:50 PM

Edit

Reply

Quote

Quick Reply

cheers for all this info i can see the light at the end of the tunnel cheers to BUDD for the pm
i was told to cross over the cables if i mount on the left side of the gearbox in a conventional pattern???? keep the info coming its starting to make sense cheers again
top blokes 😊😊😊😊😊

Post Extras:

Quick Reply:

Options:

Add
signature

Preview
Reply

Previous

Index

Next

Threaded

Extra information

2 registered and 1 anonymous users
are browsing this forum.

Moderator: Gary Gibbs

Favorite Topic! (toggle)

Print Topic

Forum Permissions

You can start new topics
You can reply to topics
HTML is enabled
UBBCode is enabled

Rating:
Topic views: 164

Rate this topic

Jump to