

Doing what's right for Australia

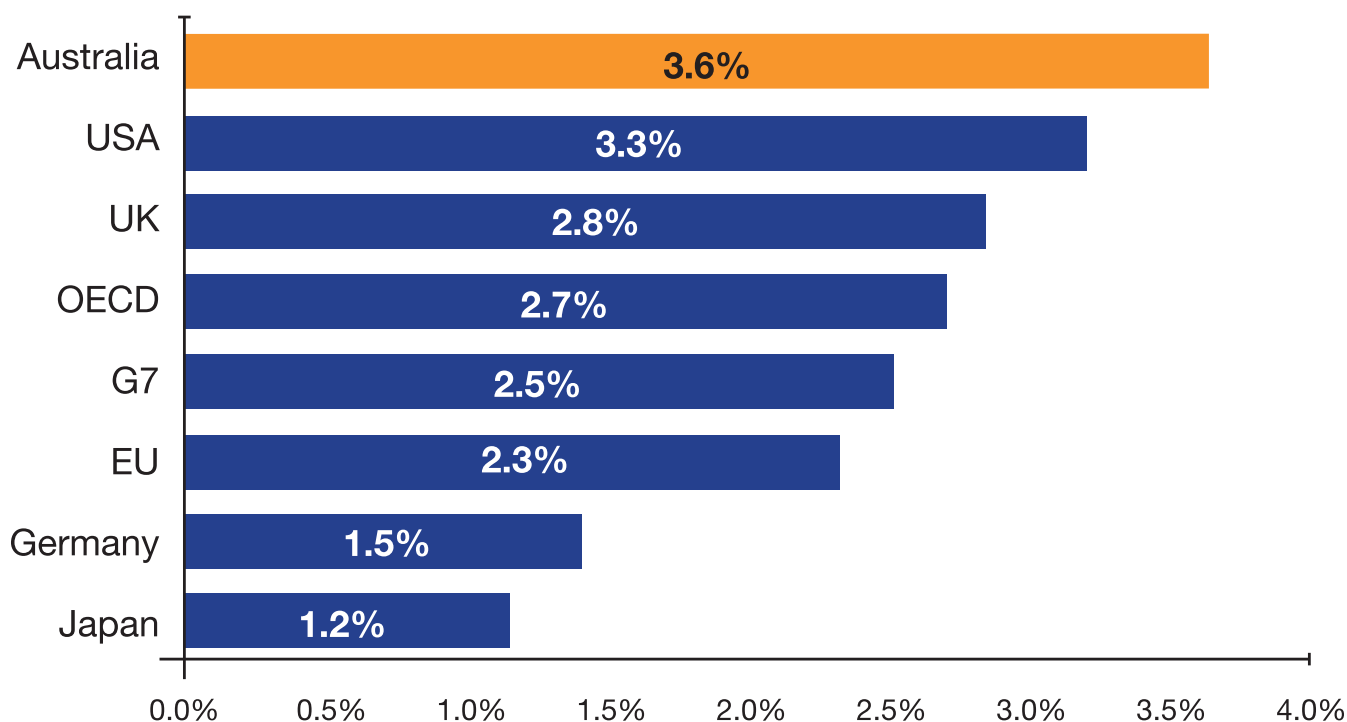
	Labor	Coalition
Net Government Debt	\$95.8 billion <i>(95/96)</i>	ZERO <i>(07/08)</i>
Interest on Net Government Debt	\$8.4 billion <i>(96/97)</i>	ZERO <i>(07/08)</i>
Average Mortgage Rates	12.75%	7.20%
Real Wages Growth	-1.8% <i>(Mar 83 - Mar 96)</i>	19.8% <i>(Mar 96 - Dec 06)</i>
Average Small Business Lending Rates	14.25%	8.90%
Unemployment Rate	8.2% <i>(Mar 96)</i>	4.2% <i>(May 07)</i>
Long Term Unemployed	197,800 <i>(Mar 96)</i>	76,000 <i>(Mar 07)</i>
Average Inflation	5.2%	2.5%
New Private Business Investment	\$63.7 billion <i>(95/96)</i>	\$147.0 billion <i>(05/06)</i>
Tax Burden	22.3% of GDP <i>(95/96)</i>	20.7% of GDP <i>(07/08)</i>
Middle Tax Bracket	34% - up to \$38,000	30% - up to \$80,000 <i>from 1 July 2008</i>
Top Tax Bracket	47% - \$50,001 +	45% - \$180,001 + <i>from 1 July 2008</i>
Australians in Work	8.3 million <i>(Mar 96)</i>	10.4 million <i>(Apr 07)</i>
Real Net Household Wealth	\$2,123 billion <i>(Mar 96)</i>	\$5,356 billion <i>(Dec 06)</i>
Total Exports	\$99 billion <i>(95/96)</i>	\$196 billion <i>(05/06)</i>
Waterfront Crane Rates (per hour)	15.9 <i>(Dec 95)</i>	27.0 <i>(Jun 06)</i>
Industrial Disputes (days lost per 1,000 employees, per year)	193 <i>(Avg 83 - 95)</i>	59 <i>(Avg 96 - 06)</i>
Credit Rating	Downgraded twice: AA	Upgraded twice: AAA
Funding for Science and Innovation	\$3.8 billion <i>(95/96)</i>	\$6.5 billion <i>(07/08)</i>
Funding for Medical Research	\$127 million <i>(95/96)</i>	\$951 million <i>(06/07)</i>
Direct Funding for the Environment	\$379 million <i>(95/96)</i>	\$1,699 million <i>(07/08)</i>
Funding for climate change	\$15.9 million <i>(96/97)</i>	\$499.4 million <i>(07/08)</i>

	Labor	Coalition
Defence Force Funding	\$10.6 billion <i>(95/96)</i>	\$22.0 billion <i>(07/08)</i>
ADF Personnel who are "Combat Ready"	45.2% <i>(Jun 96)</i>	66.6% <i>(Jun 06)</i>
Australian Federal Police Funding	\$192 million <i>(95/96)</i>	\$976 million <i>(07/08)</i>
Funding for Indigenous Programmes	\$1.7 billion <i>(95/96)</i>	\$3.5 billion <i>(07/08)</i>
Total Spending on Health	\$17.9 billion <i>(95/96)</i>	\$51.8 billion <i>(07/08)</i>
Health as Percentage of Australian Government Spending	13.6% <i>(95/96)</i>	22.3% <i>(07/08)</i>
Australians with Private Health Insurance	34% <i>(1996)</i>	43.4% <i>(Dec 06)</i>
Immunisation Rates	52% <i>(0 - 6 year olds as at 1995)</i>	91% <i>(12 - 15 month olds as at Mar 07)</i>
Health Care for Veterans	\$1.6 billion <i>(95/96)</i>	\$4.7 billion <i>(07/08)</i>
Apprentices in Training	152,700 <i>(Mar 96)</i>	404,200 <i>(Sep 06)</i>
Funding for Roads	\$1.6 billion <i>(95/96)</i>	\$3.4 billion <i>(07/08)</i>
Mandatory Literacy Testing for Children	NONE	Yrs 3,5,7,9
Federal funding for Government Schools	\$0.9 billion <i>(95/96)</i>	\$1.9 billion <i>(07/08)</i>
Work for the Dole Participants	NONE	555,489 <i>(since 1997)</i>
Funding for Child Care	\$1.0 billion <i>(95/96)</i>	\$3.0 billion <i>(07/08)</i>
Total Number of Aged Care Places	141,292 <i>(Jun 96)</i>	208,698 <i>(Dec 06)</i>
National Respite for Carers Programme	\$19 million <i>(96/97)</i>	\$175 million <i>(07/08)</i>
Funding for Overseas Aid	\$1.6 billion <i>(96/97)</i>	\$3.2 billion <i>(07/08)</i>
Black Spot Road Safety Programme	SCRAPPED	SAVING LIVES
Federal Police Drug Seizures (excluding cannabis)	162 kgs <i>(95/96)</i>	1,114 kgs <i>(05/06)</i>

In comparing levels of funding and numbers of places, it should be noted that between March 1996 and May 2007, Australia's population increased around 14% and CPI increased just 30.8%. Figures as at 10 May 2007.

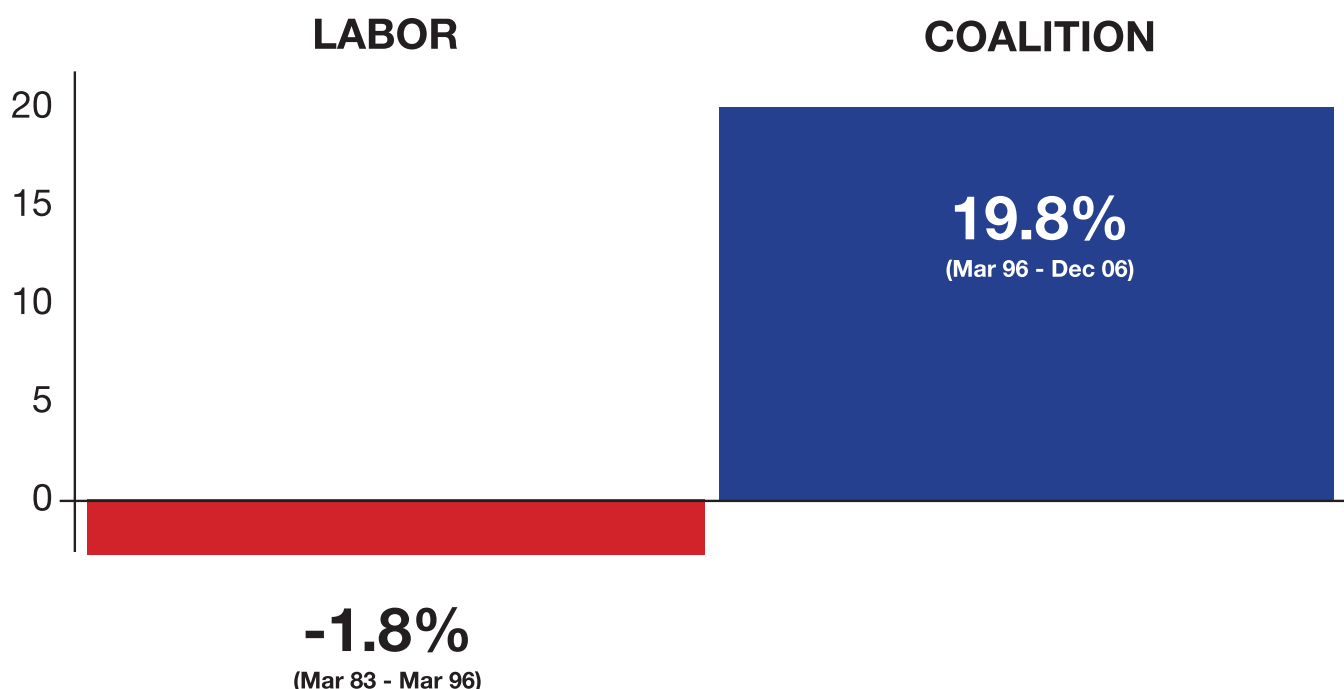
Economic Growth

(Average annual GDP growth 1996-2006):

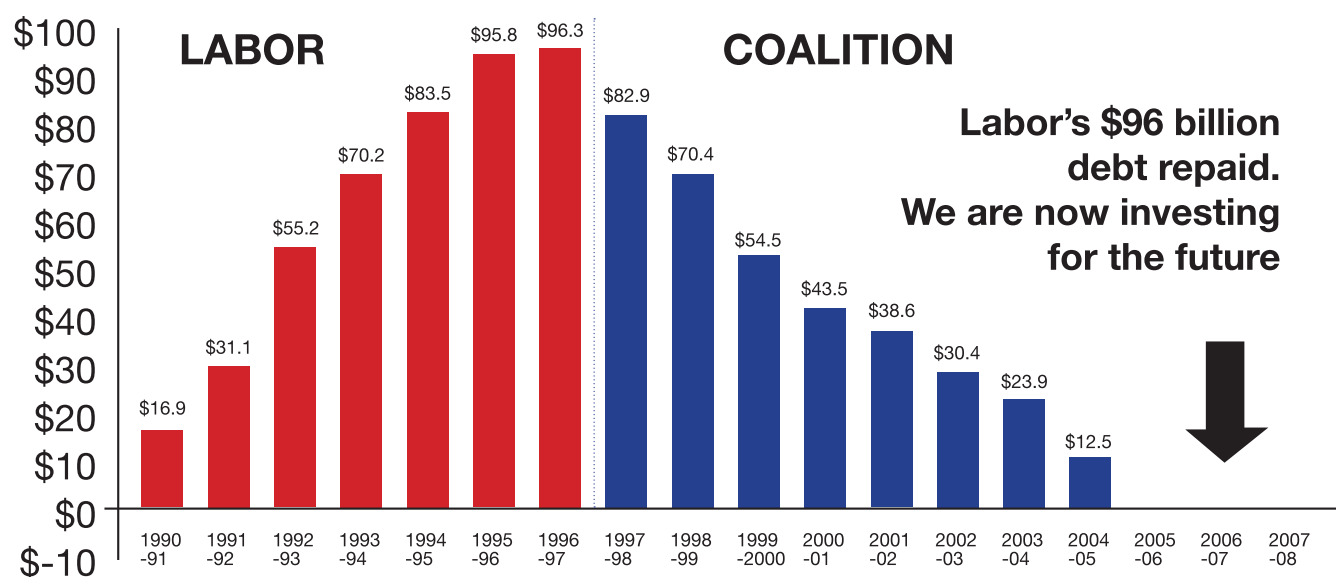


Increase in Real Wages

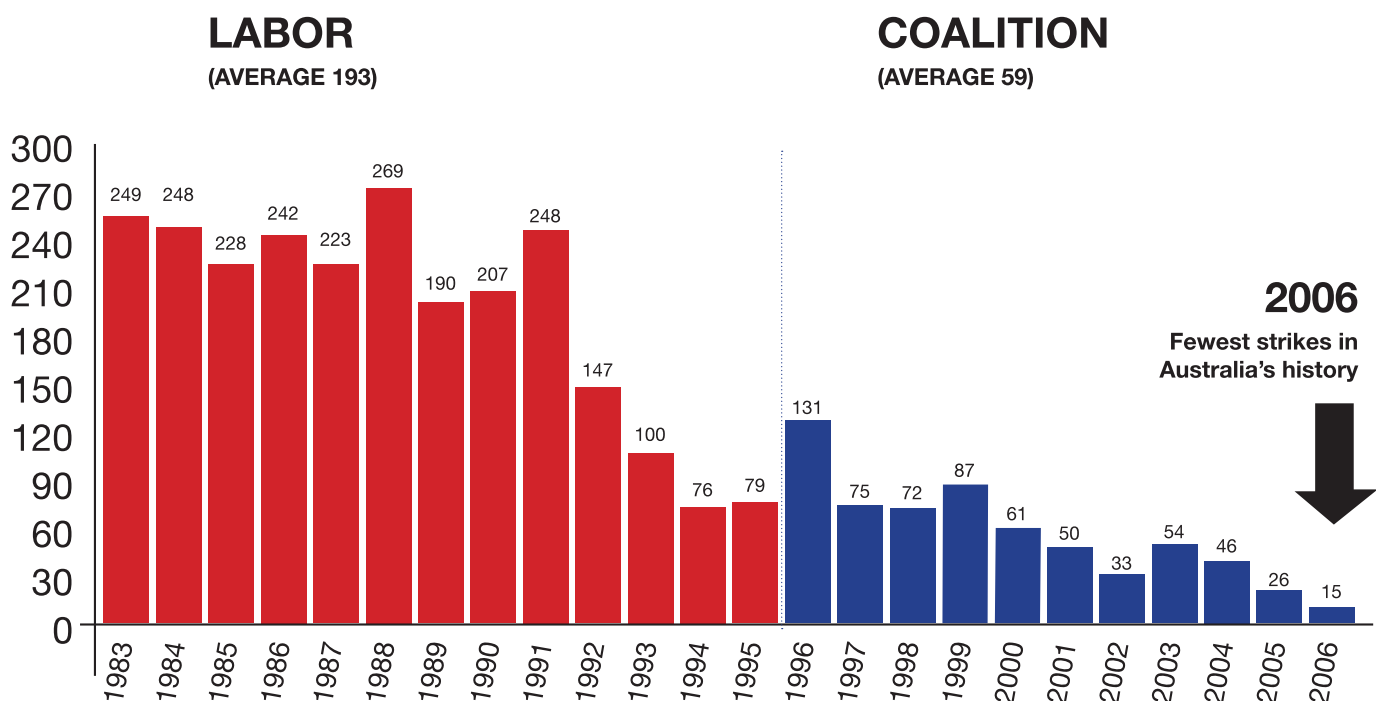
(Increase in average wages, taking into account cost of living increases):



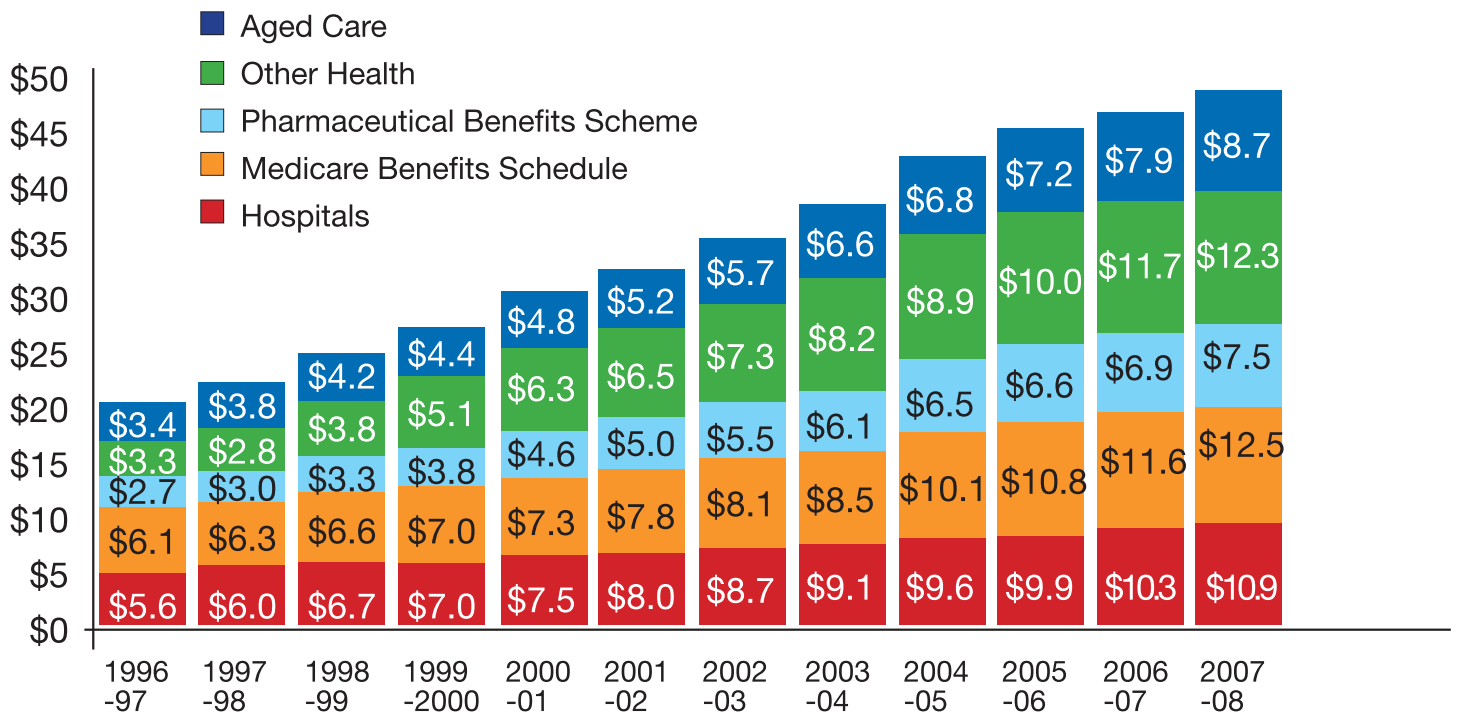
Net Government Debt (\$ Billions):



Workplace Disputes (Working Days lost per 1,000 Employees):



Growing Health Investment (\$ Billions):



Unemployment (Annual Averages):

