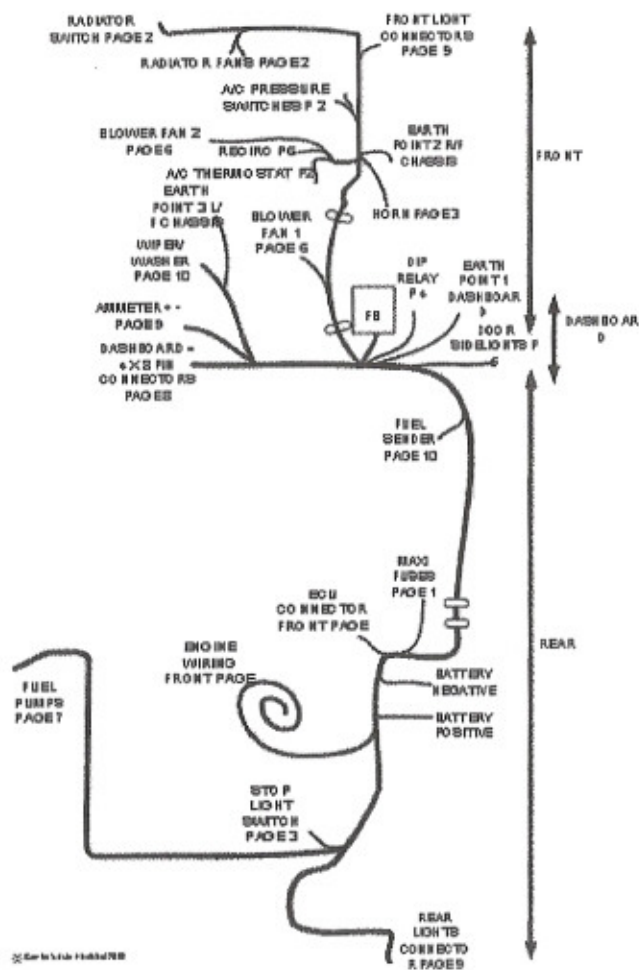


LHD HARNESS LAYOUT

11



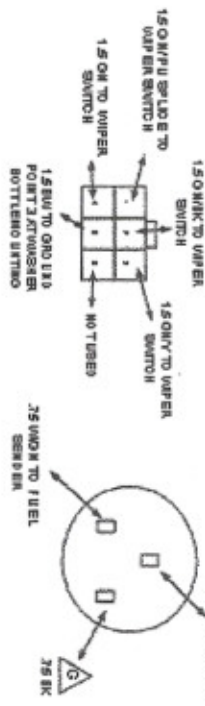
BLOWER FAN, WIPER MOTOR, TURN SWITCH, AC & RECIPI-
SWITCH TACH & FUEL GAUGE CONNECTIONS ON HARNESS

10

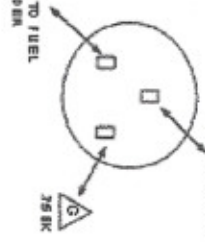
BLOWER MOTOR



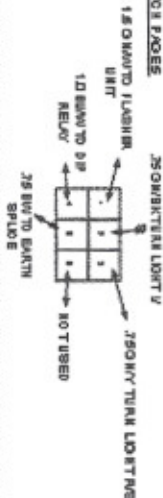
WIPER MOTOR



FUEL GAUGE



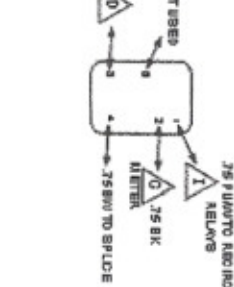
TURN SWITCH PAGES



AC SWITCH PAGES



RECIP SW PAGES



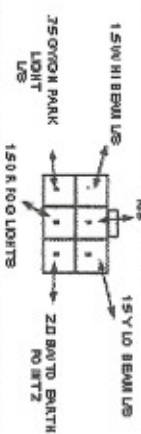
TO BATTERY +
MINI FUSE +
TO ENGINE COMPARTMENT.

ALL MAJOR POWER
SPLEDS IN THIS WIRE

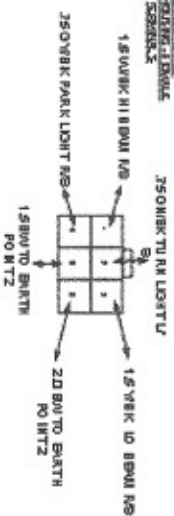
ENGINE TO
ALTERNATOR
REAR

BATTERY TO
ENGINE REAR

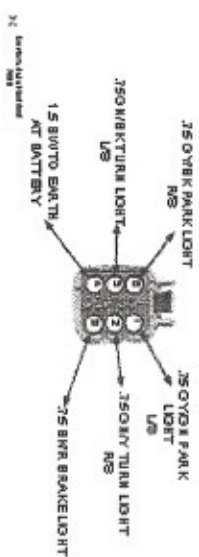
CONNECTOR A
MATERIALS - LUMBER
SCHEDULE 5



520-761-7000
www.hilltop.com



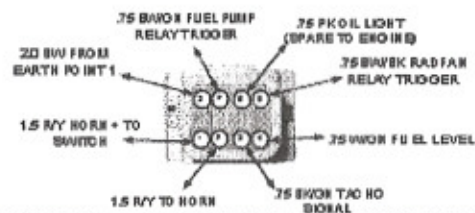
DEUTSCH 0115-00



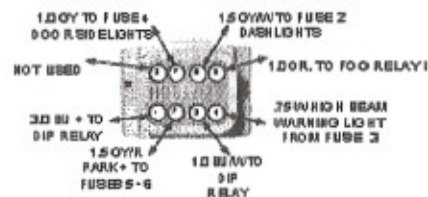
INSTRUMENT PANEL CONNECTORS ON MAIN HARNESS DEUTSCH DTG4-3P

1

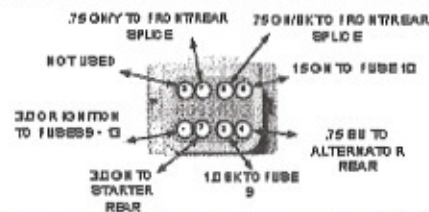
CONNECT FOR A



CONTRACT NO. 12



CONNECTOR 5



CONNECTOR_D

